

WORKING TOGETHER

Facilitators Guide

Aim: To help the participants making an assessment of the way that working together can be beneficial to business and income generation

Objectives : By the end of this session participants will have:-

- Understood how working with others can help you learn more, do more and achieve more together.
- Discussed the practical ideas about working together

Outline of Session & Suggested Timings (approx 1 hour)

1. Introduction - 5 mins
2. Discussion on participants experience of working together- 10 mins
3. Complete a survey on how working together could help community business and funding
Discussion of findings - 15 mins
4. Discussion of benefits of working together- 15 mins
5. *Questions & Feedback -10 mins*

1. Introduction

- A) Welcome Everyone to the Group.
B) Get people to Introduce them selves

Slide 1 – Introduction

For you to say -Working alone can be fun but it can also get lonely, especially when there are difficulties, or illness. Today we are going to explore the experience of working together and looking to develop ideas about how working together can help business and community development.


Working With Others




Slide 2

Start by having a discussion about participants experience of working alone

What were/are the particular issues?



Can Working Alone can have its problems?





Slide 3

Move on to the benefits of working together looking at the ideas and pictures on page 1 of the workbook

Again, discuss the participants experiences of team working

WORKING WITH OTHERS

TEAM:
T ogether
E ach
A chieve
M ore

Slide 4


Look at page 2 of Workbook

Ask the participants to fill out the table looking at new ideas for working together that might them develop group working in business and community

Take time at the to discuss any ideas that emerge from the survey

Using the fulltable in Workbook page 3 – Outline the steps you might take to ensure quality in your Business

I CAN/CAN'T DO	I Can Do This Very Well	Can Do This Well	Can Do This But Not Very Well	Can't Do This
I can work alone well and keep going OK				
Find a partner with a similar interest who you trust to join you.				
Join or start a Network Group to meet regular and share news and problems				
Join or start a Trading Association to share buying or selling together.				



Slide 5

In addition discuss how working together might help participants

If time, look at the **Workstart** guidelines issued by Aid For Trade



Discuss other ways of working together that will help your business.

“Coming together is the beginning. Keeping together is progress. Working together... is success.”
- Henry Ford



Show Slide 6 - Conclusion and Feedback

Consider what you have done – Have you met the AIMS of the course?

Open the group to ask questions and provide feedback

Was the information useful and at the right level

Thank everybody for coming – Encourage the group to network and share contact numbers or emails (if appropriate) and to keep in touch.

